

**EURORDIS Membership Meeting Budapest
19 & 20 May 2017**



Workshop 2: Hope & Happiness are part of the treatment
Part 2 -The quest for a holistic approach to being well


Saturday 20 May 2017 – Uranus Room

Trends in Acupuncture Publications over the Past 20 Years

Tuy Nga BRIGNOL, MD, Sandrine SEGOVIA-KUENY, MD

Medical Affairs Department
AFM-Telethon, Evry, France





RESEARCH ARTICLE

Publication Trends in Acupuncture Research: A 20-Year Bibliometric Analysis Based on PubMed

Yan Ma^{1,2*}, Ming Dong³, Kehua Zhou⁴, Carol Mita⁵, Jianping Liu⁶, Peter M. Wayne⁷

Acupuncture Research: **1995 – 2014**

- Harvard Medical School, Boston, USA
- Beijing University of Chinese Medicine, China

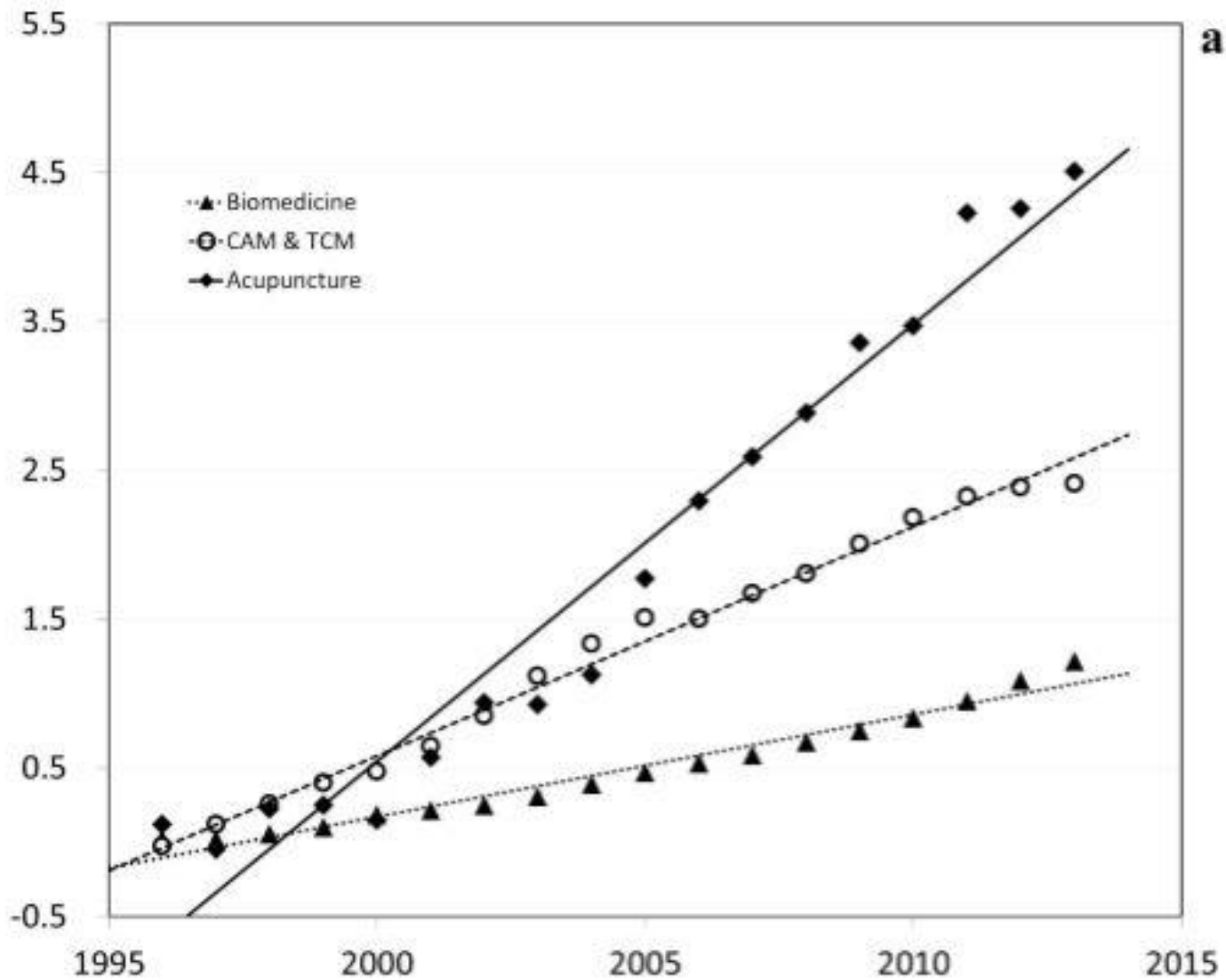
Methods



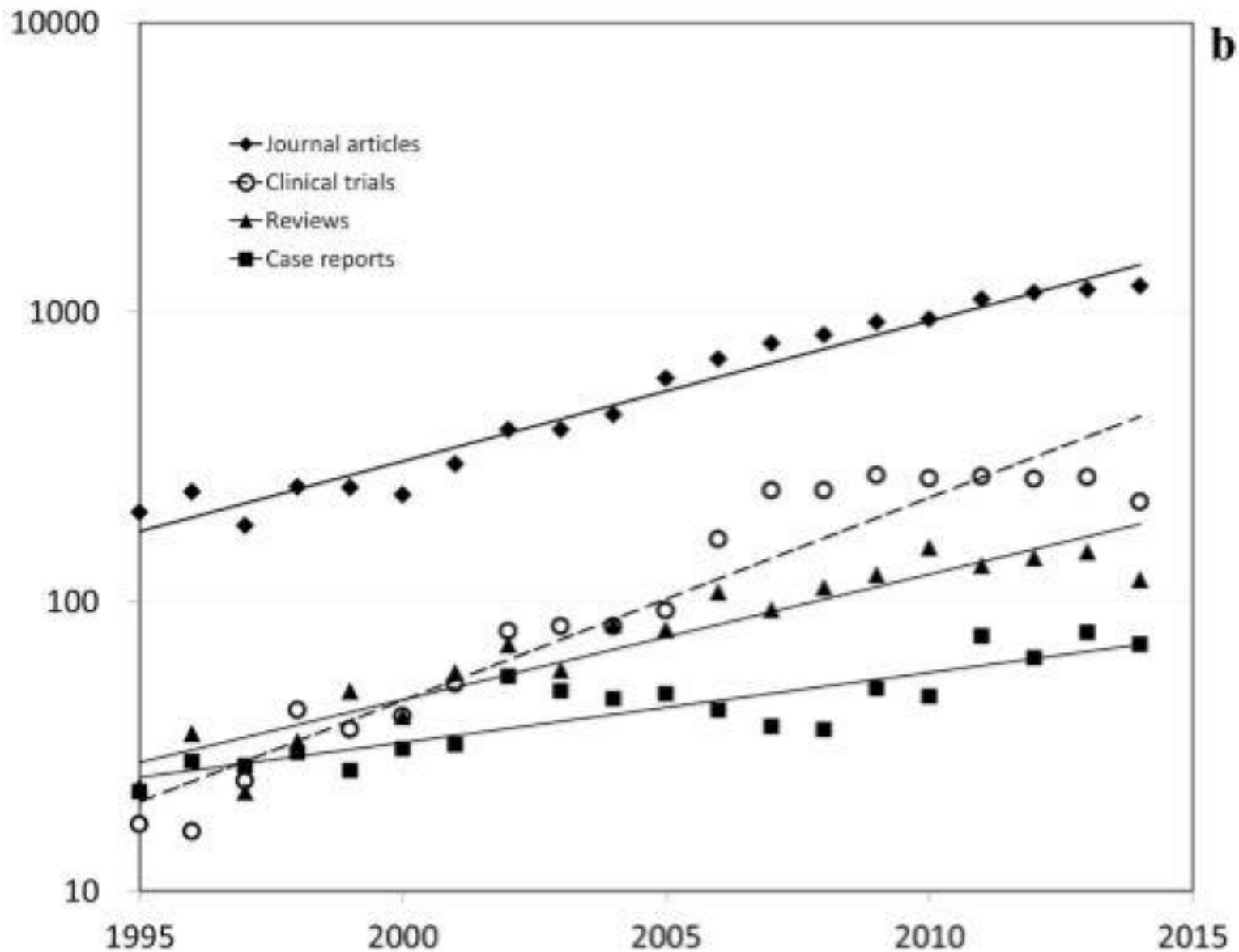
- ❑ **PubMed** as a search engine to query the MEDLINE

- ❑ A total of **13,320 publications** were identified

- ❑ **Bibliometric approach**
 - academic literature
 - productivity
 - quality ("performance")
 - structural trends of researchers
 - organizations
 - specific academic fields, ...



Annual growth rate: 10.7% (vs 4.5% in biomedicine)



RCT: **7.4%** (1995) to **20.3%** (2014) (vs **4.5%** growth of RCT in biomedicine)

doi:10.1371/journal.pone.0168123.t003

Overall ranking by topic (1995–2014)

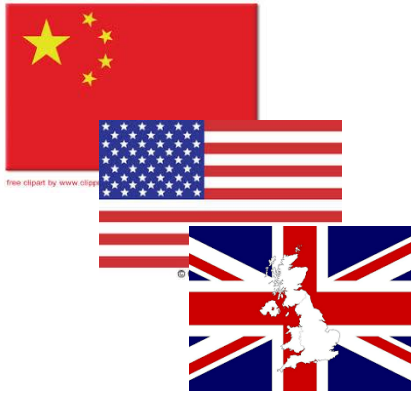
➤ **Pain (37.9%)**

➤ **Other top rankings:**

- arthritis
- neoplasms/cancer
- pregnancy or labor
- mood disorders
- stroke
- nausea/vomiting
- sleep
- paralysis/palsy

Rank	Focus areas by topic	Records (%)
1	Pain	4601 (37.9)
	Back Pain	401 (3.3)
	Low Back Pain	317 (2.6)
	Headache	336 (2.8)
	Migraine	181 (1.5)
	Neuralgia	175 (1.4)
	Trigeminal Neuralgia	38 (0.3)
	Sciatica	30 (0.2)
	Pelvic Pain	159 (1.3)
	Dysmenorrhea	102 (0.8)
	Arthralgia	150 (1.2)
	Myofascial Pain Syndromes	122 (1.0)
	Neck Pain	117 (1.0)
	Shoulder Pain	81 (0.7)
	Hyperalgesia	81 (0.7)
	Fibromyalgia	74 (0.6)
Facial Pain	56 (0.5)	
Labor Pain	43 (0.4)	
2	Neoplasms	517 (4.3)
	Breast Neoplasms	97 (0.8)
3	Arthritis	502 (4.1)
	Osteoarthritis	297 (2.4)
	Rheumatoid Arthritis	70 (0.6)
4	Stroke	450 (3.7)

Top ranked countries (1995–2014)



The Top 3

China (47.4%)

USA (17.5%)

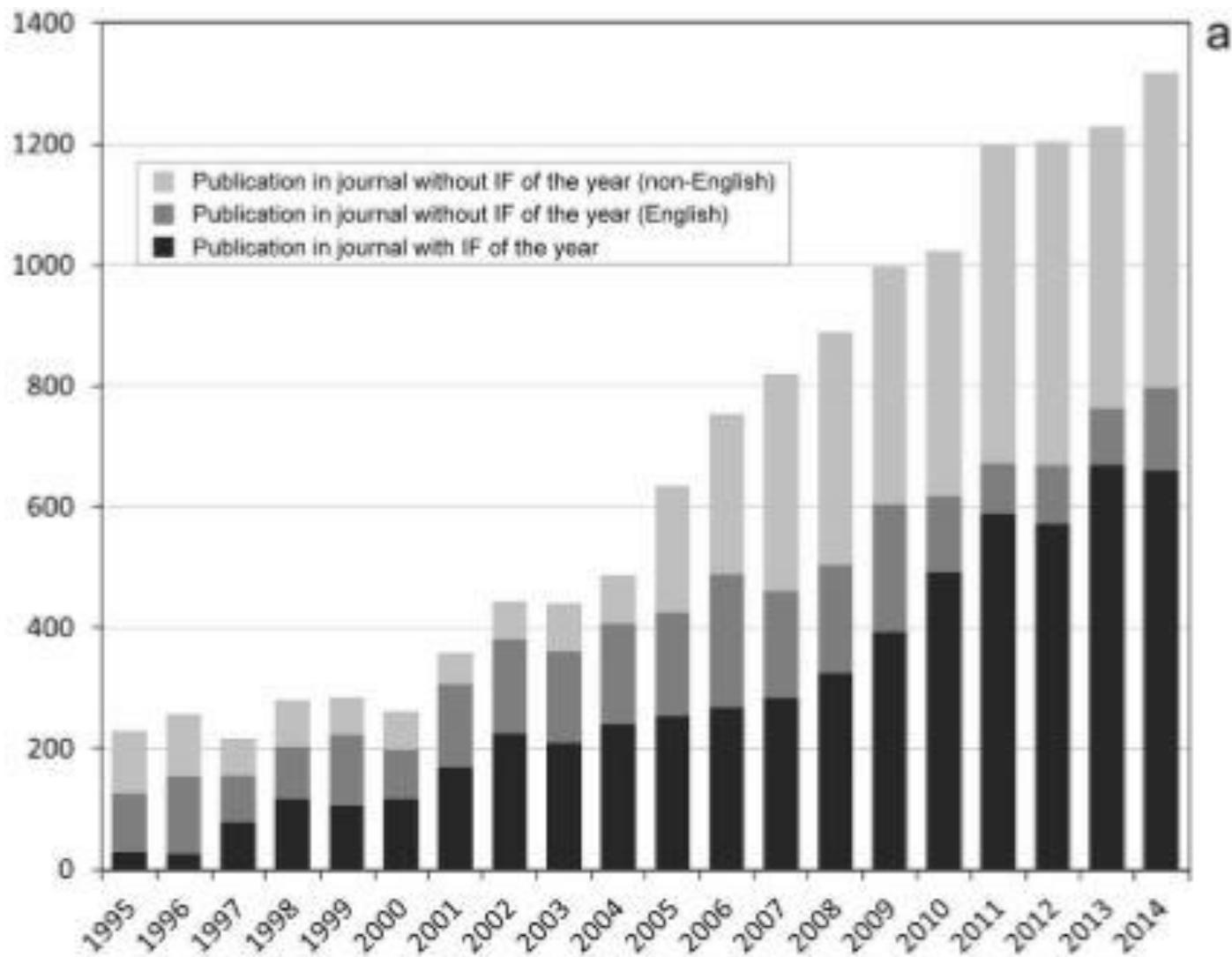
UK (8.2%).

Rank in numbers of English language publications	Countries	Total number of publications in English (%)
1	China*	2330 (27.1%)
2	United States	2316 (26.9%)
3	United Kingdom [†]	1096 (12.7%)
4	South Korea	688 (8.0%)
5	Japan	326 (3.8%)
6	Germany	299 (3.5%)
7	Australia	242 (2.8%)
8	Canada	163 (1.9%)
9	Brazil	154 (1.8%)
10	Italy	128 (1.5%)
World Total	—	8598

Acupuncture research was conducted in **60 countries**

Italy, **South Korea**, **Germany** and **Australia** exhibited higher annual growth rates in recent years.

The number of journals has increased over the years, especially indexed journals and non-English journals



Conclusions

- ❑ **Research in Acupuncture** has grown markedly in the past two decades
- ❑ 2-fold higher growth rate than biomedical research overall.
- ✓ **Pain** : a consistent dominant research focus
- ✓ **Other topics** gained more attention during this time period.

- ❑ These findings provide
 - an analysis of strengths and gaps in the current state of acupuncture research,
 - for a comprehensive strategy for further advancing the field.





Contact :

Tuy Nga BRIGNOL
tnbrignol@afm-telethon.fr